

3 taang: ma rak sa: khux tix neen:

maw: yaa: ma no: yaa: nyaam:

am an: kawi: rong: yaw:



3 taang: ma rak sa: khux tix neen:

maw: yaa: ma no: yaa: nyaam:

am an: kaw: rong: yaw:

prae: kam: duai: muak see aak – see te phan

meeq van: – deun: sawng: 2013

thonx neung

First Aid

Translated to the Muak See Aak language by:

Stephen

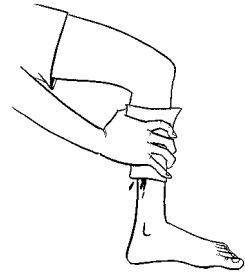
Date: February 2013

First Edition

Text and artwork used by permission from
International Cooperation Cambodia. Original

cap tee deu kee taek tee vaen:

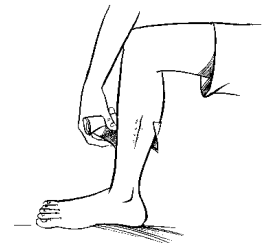
1. saen: dai: eun: khee seeng eut see
naam: kee peen: tee lex teeng pheut ma
mot sai: yaen no: eut un: khox cap neen
naw:.



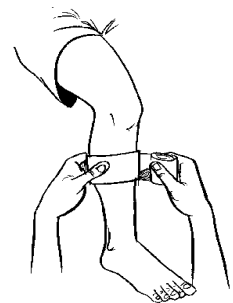
2. khee peen: tee no: om: ma mot sai:
yaen no: chax khox cap neen sai sap pia
van saeng: neu:.



3. khee peen: tee tiang khox cap yaen van
see uai: ual: neu: keun tang lex teeng
pheut ma mot sai: yaen no: khuap un:
neen naw:.



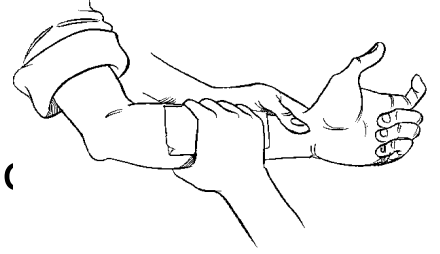
4. saenx va see kuap yaen kaw yuang:
cak kaw pen neen naw:.. am ka ti kaw
saenx van maek kaw pen neen naw:.. long:




kee taek neen: van: a meux kee peen: tee
saenx va khox cap neen kaw hiang cae kaw ii neuq tang
pen neen: no: deu: ma khee ceungx.
lex pat tii: no: vaq neen.

saenx cap khox li see naam: yeung:


1. cuang cap yaen lex teeng pheut ma kee ceum van mot sai: ngaw: tang lex no: ii: kuap neen: neu:.



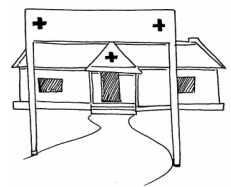
2. saen: dai: khee seeng eut see naam: khee peen: tee lex teeng. peut no: eut un: neen: keun cae phaet un: neen: manx manx senx ve: laa: (5-10) feen.



3. eun: ma chux yaen van tet ngaw: am ka ti kaw van aet ngaw: naw:.. cuang khox chux yaen van ngot khox leeng: lex khum khee ing: no: li luang: neen: cae ni neen tang thaux naw:.



4. lex teeng peut ma va van no: peuk un: tang thawx ma kuap un: yawn naw:.



5. eun: ma chux yaen lam: ii: rong: yaa: naw: saenx va see naam: am seeng eut am ka ti kaw saenx lawm li see naam: thaengx

rax du: ma ruanx raaix yaen eun: tang keut kaan: li.

saenx kaw ruanx khux raaix

laai: keul: sang: neen:.

-li om: khee o cae lot pheuk

ngaw: cae yaen: khux ngaw:.

-chak ngaai: ma lang: yaen kaw
va ii:.

-am pax lum: khat

-am pax sang:

-tho pee seem: am seek

-leut lum: teo: vai: keun lawm

am pax sang:
yuan pei ruanx raaix ba riang: kaw keul: cae kap lawm

cap pix am ee kun: thaox am ee kuan: nyuam: saenx

cix kaan: khox ruanx rang: yaen eun: caaq kaw kai

paai: laai: ngaw:.



**rax du: ma ruanx raaix yaen eun: tang
keut kaan: li.**

laai cap pix:

-see uai: keun cae ruanx khux ngav

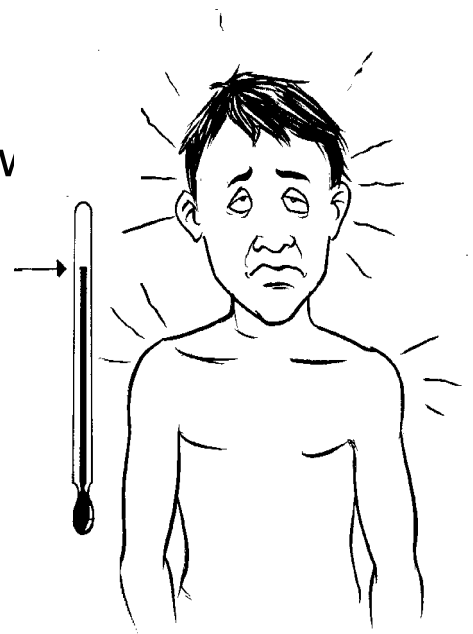
-ruanx khux ngaw: keun lup om:
khee o

-khat raaix am ka ti kaw pil: ic.

-chux khing: seel:


-leut lum: am teo: see meu:

-ro: cai: am teo: see meu:



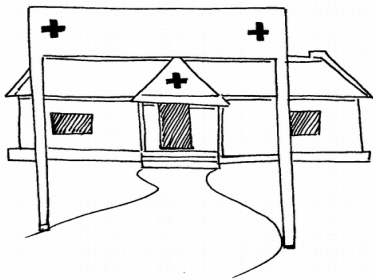
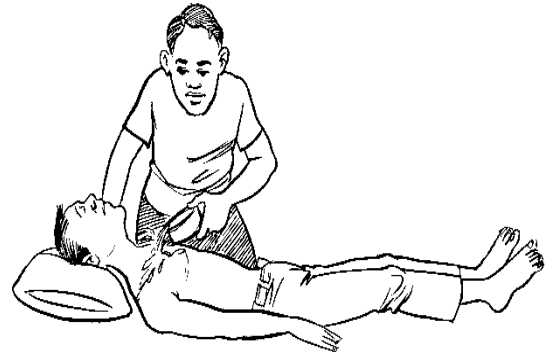
khee po: ic ma cap pix yaen

khux eun: ma ruanx ngaw: yaen. khee peen: tee tian
van yaa: ao: ruanx vai: vai:.




1.lam: ic ma chux
neenii: ko: rum naw:.

2. saen: dai khux eun: khee
ao: ruanx khee peen: tee tex
om: yaen no: ruk hai neen:.



3. ic ma chux yaen
khee peen: tee lam: ii:
rong: yaa:.

khee po: ic ma ngang: ruanx raaix yaen
cae lot am kaw pax ba riang:



lam: ic ma chux neen ii:
un: hai rum naw:.

lex ceeng: neen:
un: khox leeng:
kee taek naw:.



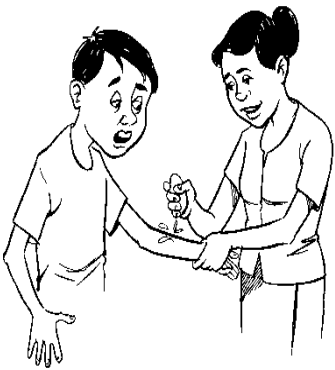
khaox om: prux van khaai: deu kee
taek naw:. om: ma kaw cin: yaen (1)
kuang cae lex prux sai no: (1) tee
kheep taek yaen neu: (saen van pil:
ic ngaw: a bak ka lex see meus sai
ko: pee tuny: neen neu:.

saen lot tee:



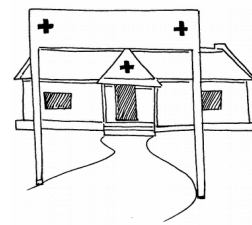
1. khox lot neen yaen khee peen:
tee no: om: ma mot sai: yaen no:
cae un: neen: am ka ti kaw no: ruk
a thawx neen: senx ve: laa: (5-10)
feen van teum ao: ruanx

2. pee chang:, keu: vaang:, cae kap
see memx seux da yaenx kaw a bak
ka lex no: ii: khox lot tee yaen neu:.



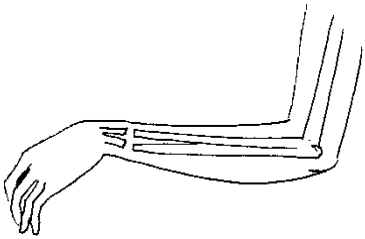
3. saen: dai: khox lot tee yaen khee
see uai: no: teeng pheut ma mot sai:
yaen no: kuap un: neen naw:.

4. saenx va cuang lot yaen
reuk leu: thix ic lat tin kaw
khee peen: tee lam: ii: rong:
yaa:.




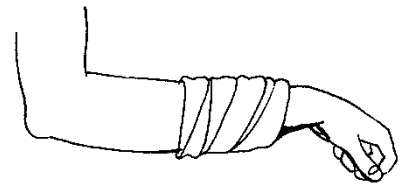
saenx kee aang: pheuk

a bak ka cheex khox eun: pheuk yaen pheuk kai see memx kaw khee peen: tee un: kai see ti ngaw:. kee aang: ma kaw pheuk lat yaen va ex am cheex neen eun kaw khee am caang luq lat thaengx.




1. a bak ka ngang: tee lex kee aang: neen: van veui ngot khox leex eun: khee eng: luq vaai lat.

2. khox pheuk yaen lex teeng pheut ma mot sai: cae van meen ma kee ceum tang no: kuap neen



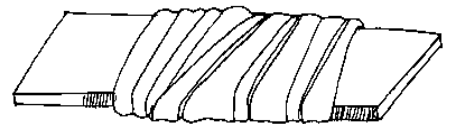
3. kee aang: ma pheuk yaen saen: dai: eun: kee am cheex khee peen: tee krip un: neen: keun cae peuk un: van yuang: yuang:.



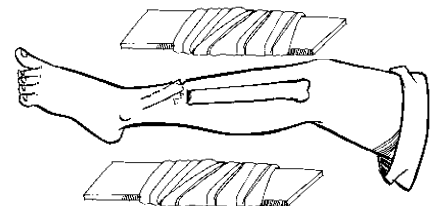
lam: ic chux neen ii: yaa: hai rong: yaa: naw:.

long: laai: krip

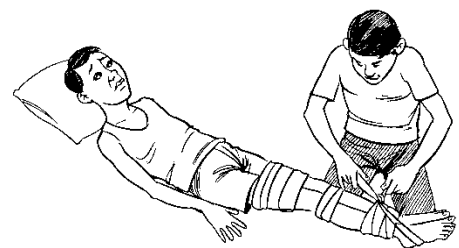
1.pan: tee no: seex ma am ngai
ngai khawk peen: yaen cae lawm
seex ma kai khal: yaen kaw no:
krip peen: ngaw:. meem maix bo
meen teuk kee daat seux kaw no:
krip peen: ngaw:.



2. see krip yaen no: teeng pheut
ma kee ceum yae no: val neen
naw:.



3.seex ma no: krip yaen tang
thawx kaw khee peen: tee van baai
saa: tang thex kaw khee peen: tee
van baai luang ngaw:.



4. khee peen: tee no: teeng peut
no: valx un: khox krip yaen saen:.

li see naam: kee teex



1.eun: ma li see naam: kee teex
yaen thet deung: ngaw naw:.



2.kuk li tang to ngaai: kee taek
keun cae tho pee seem li tang pee
tuny: naw:.



3.saen: dai see naam: kee hiang
cae khee lot seeng eut see naam:
kee teex yaen khee peen: tee no:
thix tix no: eut un: kee teex tix ma
tee phraak sen ve: laa: (10) feen
neu:.

